

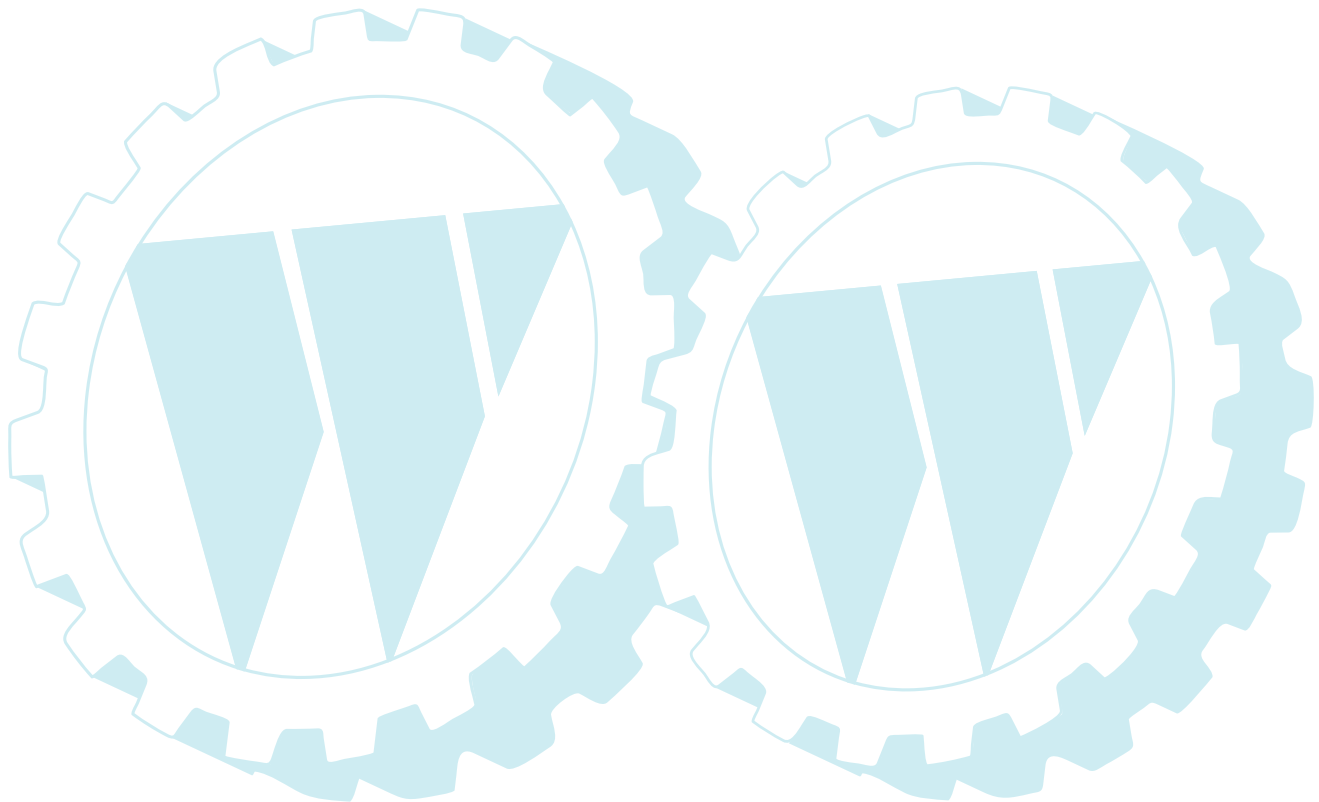
ILLUSTRATED PARTS BREAKDOWN

PARTNER

21" ROTARY LAWN MOWER

MODEL NO. P531PD (P531PDH)

964 77 23-00



ROTARY LAWN MOWER - - MODEL NUMBER P531PD (P531PDH), PRODUCT NUMBER 964 77 23-00

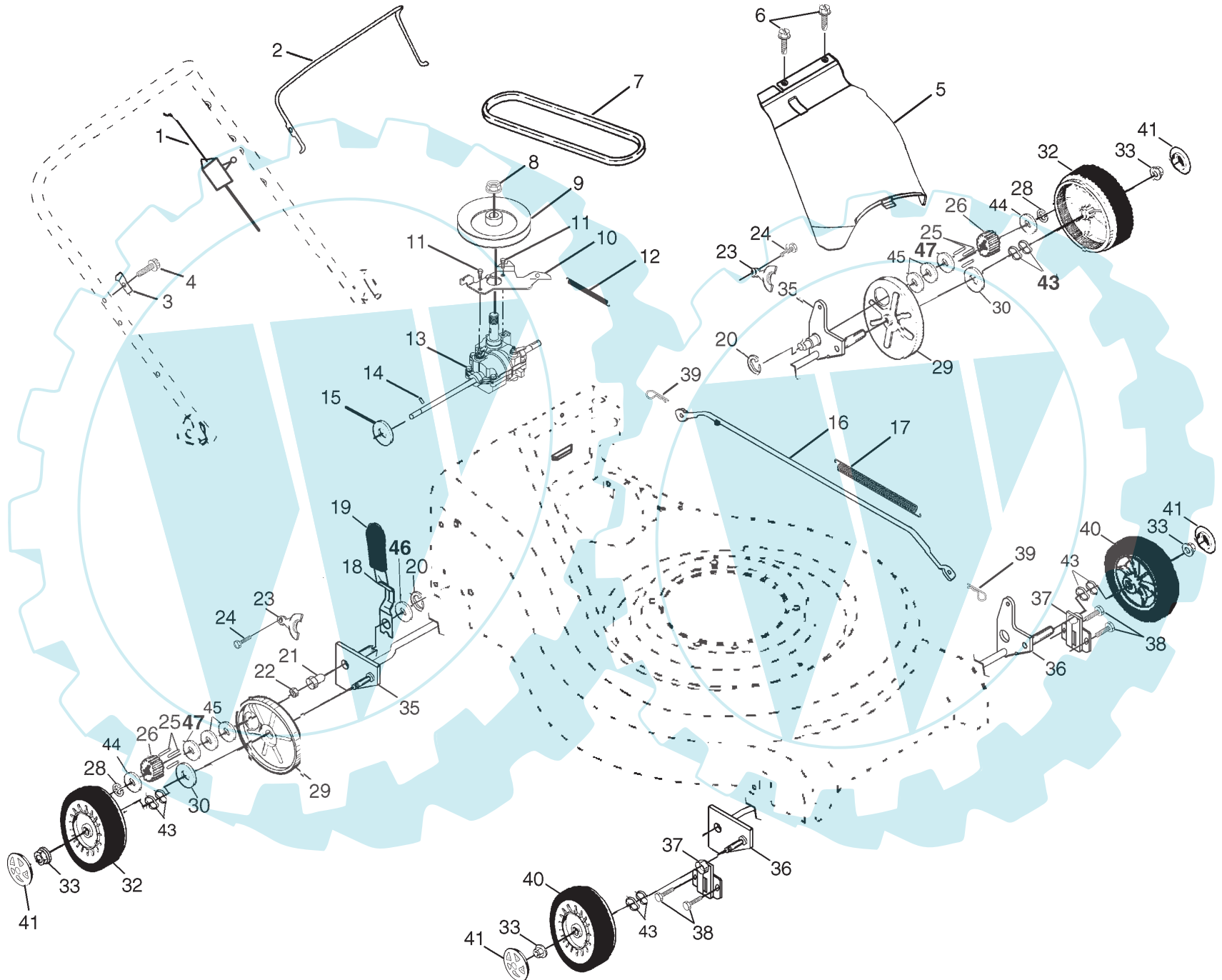
| KEY NO. | PART NO. | DESCRIPTION |
|---------|---------------------|--------------------------------------|
| 1 | 532 16 71-63 | Handle, Upper Dlx Comf. |
| 2 | 532 16 45-56 | Handle, Lower |
| 3 | 532 13 10-36 | Bail, Cont. Wire Dlx Comf. Blk |
| 4 | 532 17 95-85 | Guide, Rope, Side |
| 5 | 532 06 36-01 | Nut, Hex Lockwasher 1/4-20 |
| 6 | 532 06 64-26 | Wire, Tie |
| 7 | 532 13 19-59 | Bolt, Handle 5/16-18 x 1.75 |
| 8 | 532 08 76-92 | Knob, Handle |
| 9 | 532 16 42-65 | Grip, Hdl Foam Smooth |
| 10 | 532 16 15-51 | Bolt, Sq. Neck |
| 11 | 873 99 05-00 | Nut, Hex Lockwasher Ins. 5/16-18 UNC |
| 12 | 532 05 17-93 | Cotter, Hairpin |
| 13 | 532 13 31-07 | Cable |
| 14 | 532 12 51-62 | Bracket, Upstop |
| 15 | 532 08 38-16 | Screw, Hex Washer Head Tapping 10-2 |
| 16 | 532 16 20-85 | Kit, Door Rear |
| 17 | 532 17 98-85 | Seal, Door |
| 18 | 532 18 27-78 | Plug, Mulcher |
| 19 | 532 16 43-88 | Kit, Housing |
| 20 | 532 16 45-48 | Handle, Bracket |
| 21 | 532 16 93-06 | Handle, Bracket Asm. Right |
| 22 | 532 15 00-78 | Screw, Hex Wshd |
| 23 | 532 16 31-83 | Bolt, Hex Head 5/16-18 x 5/8 |
| 24 | 532 06 31-24 | Nut, Hex Lock Wshr 5/16-18 |
| 25 | 532 16 13-33 | Baffle, Side |
| 26 | 532 16 34-09 | Screw 12 x 5/8 |

| KEY NO. | PART NO. | DESCRIPTION |
|---------|---------------------|---|
| 29 | 532 18 20-02 | Shield, Debris Modified |
| 30 | 532 85 15-14 | Adapter, Blade w/key Longer |
| 31 | 532 17 50-52 | Blade, 21" |
| 32 | 532 85 10-74 | Washer, Hardened |
| 33 | 532 85 02-63 | Lockwasher, Helical Spring 3/8 |
| 34 | 532 85 10-84 | Screw, Hex Head 3/8-24 x 1.38 |
| 35 | 532 08 45-96 | Pulley, Engine |
| 36 | 532 08 76-77 | Key, Hi Pro |
| 37 | 532 15 04-06 | Bolt, Engine |
| 38 | --- | Engine Briggs & Stratton 12H802 (Order parts from engine manufacturer) |
| 39 | 532 18 36-37 | Grass Catcher Bag |
| 40 | 532 18 00-26 | Grass Catcher Frame |
| 41 | 532 18 21-66 | Danger Decal |
| 42 | 532 14 49-29 | Screw |
| 43 | 532 18 21-54 | Throttle Control |
| 44 | 532 11 11-90 | Clamp |
| 45 | 532 08 38-16 | Screw |
| 46 | 532 05 45-83 | Screw |
| 47 | 432 13 20-04 | Nut, Hex |
| -- | 532 18 21-34 | Warning Decal (Not Shown) |
| -- | 532 17 32-91 | Operator's Manual(Euro) |
| -- | 532 17 32-92 | Operator's Manual(Scand) |

NOTE: All component dimensions given in U.S. inches.
1 inch = 25.4 mm

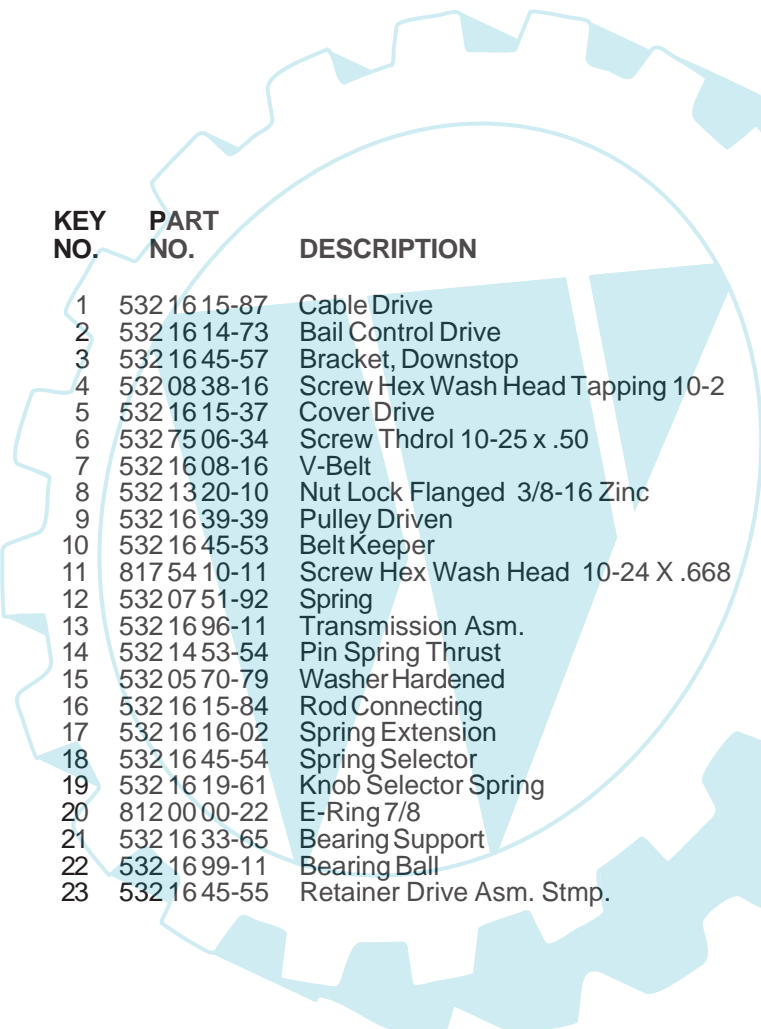
ROTARY LAWN MOWER - - MODEL NUMBER P531PD (P531PDH), PRODUCT NUMBER 964 77 23-00

4

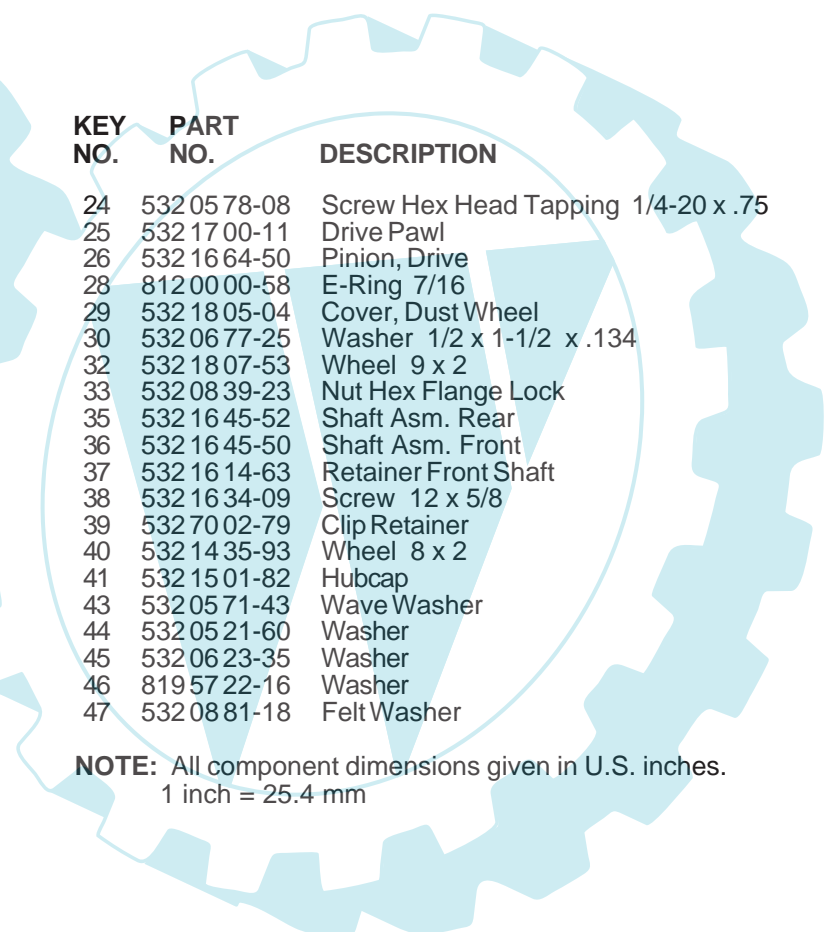


ROTARY LAWN MOWER - - MODEL NUMBER P531PD (P531PDH), PRODUCT NUMBER 964 77 23-00

5



| KEY NO. | PART NO. | DESCRIPTION |
|---------|--------------|----------------------------------|
| 1 | 532 16 15-87 | Cable Drive |
| 2 | 532 16 14-73 | Bail Control Drive |
| 3 | 532 16 45-57 | Bracket, Downstop |
| 4 | 532 08 38-16 | Screw Hex Wash Head Tapping 10-2 |
| 5 | 532 16 15-37 | Cover Drive |
| 6 | 532 75 06-34 | Screw Thdrol 10-25 x .50 |
| 7 | 532 16 08-16 | V-Belt |
| 8 | 532 13 20-10 | Nut Lock Flanged 3/8-16 Zinc |
| 9 | 532 16 39-39 | Pulley Driven |
| 10 | 532 16 45-53 | Belt Keeper |
| 11 | 817 54 10-11 | Screw Hex Wash Head 10-24 X .668 |
| 12 | 532 07 51-92 | Spring |
| 13 | 532 16 96-11 | Transmission Asm. |
| 14 | 532 14 53-54 | Pin Spring Thrust |
| 15 | 532 05 70-79 | Washer Hardened |
| 16 | 532 16 15-84 | Rod Connecting |
| 17 | 532 16 16-02 | Spring Extension |
| 18 | 532 16 45-54 | Spring Selector |
| 19 | 532 16 19-61 | Knob Selector Spring |
| 20 | 812 00 00-22 | E-Ring 7/8 |
| 21 | 532 16 33-65 | Bearing Support |
| 22 | 532 16 99-11 | Bearing Ball |
| 23 | 532 16 45-55 | Retainer Drive Asm. Stmp. |



| KEY NO. | PART NO. | DESCRIPTION |
|---------|--------------|-------------------------------------|
| 24 | 532 05 78-08 | Screw Hex Head Tapping 1/4-20 x .75 |
| 25 | 532 17 00-11 | Drive Pawl |
| 26 | 532 16 64-50 | Pinion, Drive |
| 28 | 812 00 00-58 | E-Ring 7/16 |
| 29 | 532 18 05-04 | Cover, Dust Wheel |
| 30 | 532 06 77-25 | Washer 1/2 x 1-1/2 x .134 |
| 32 | 532 18 07-53 | Wheel 9 x 2 |
| 33 | 532 08 39-23 | Nut Hex Flange Lock |
| 35 | 532 16 45-52 | Shaft Asm. Rear |
| 36 | 532 16 45-50 | Shaft Asm. Front |
| 37 | 532 16 14-63 | Retainer Front Shaft |
| 38 | 532 16 34-09 | Screw 12 x 5/8 |
| 39 | 532 70 02-79 | Clip Retainer |
| 40 | 532 14 35-93 | Wheel 8 x 2 |
| 41 | 532 15 01-82 | Hubcap |
| 43 | 532 05 71-43 | Wave Washer |
| 44 | 532 05 21-60 | Washer |
| 45 | 532 06 23-35 | Washer |
| 46 | 819 57 22-16 | Washer |
| 47 | 532 08 81-18 | Felt Washer |

NOTE: All component dimensions given in U.S. inches.
1 inch = 25.4 mm